

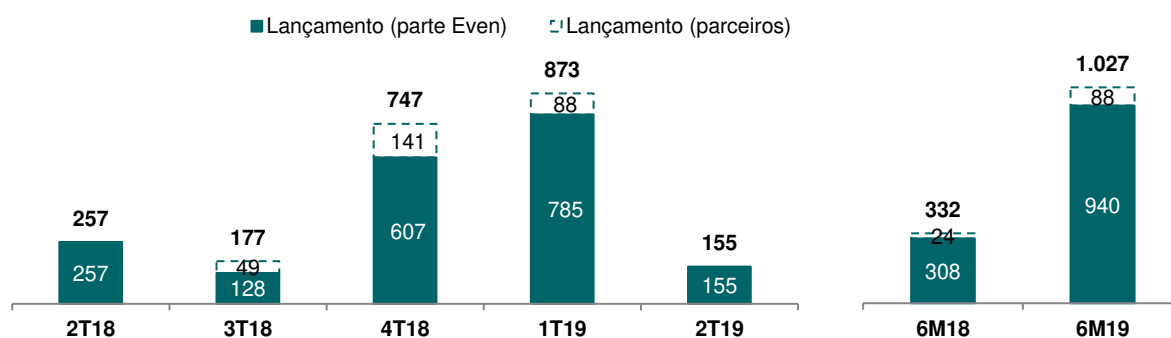
Even divulga a prévia operacional do 2T19

São Paulo, 12 de julho de 2019 – A Even Construtora e Incorporadora S.A. – EVEN (B3: EVEN3), com atuação em São Paulo, Rio de Janeiro e Rio Grande do Sul e com foco nos empreendimentos residenciais a partir de R\$ 250 mil, anuncia dados preliminares e não auditados de lançamentos, vendas, aquisição de terrenos e entregas relativos ao segundo trimestre de 2019.

Lançamentos¹

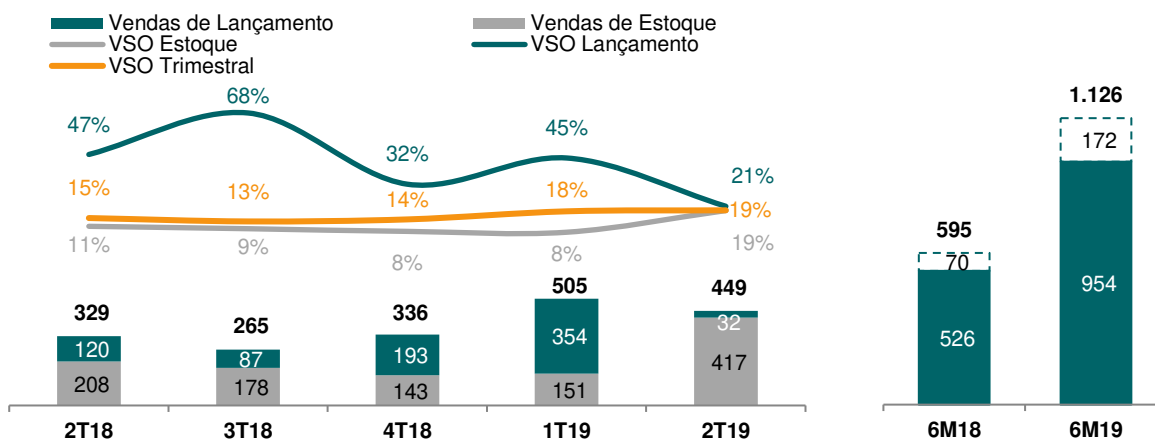
No 2º trimestre foi lançado 1 empreendimento que totalizou R\$ 155 milhões (parte Even).

Lançamentos 2T19	Região	VGW Total (R\$ mil)	VGW Even (R\$ mil)	Área Útil (m ²)	Unid.	Valor Médio da Unidade (R\$ mil)	Segmento
Misce Vila Madalena	SP	154.644	154.644	13.185	107	1.445	Médio
Total		154.644	154.644	13.185	107	1.445	



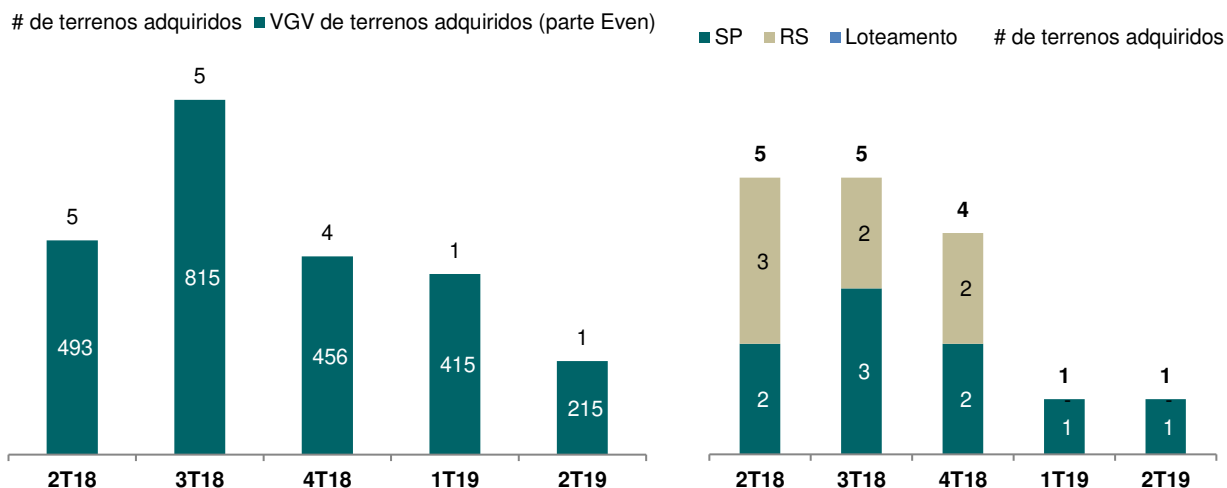
Vendas¹

No 2º trimestre, as vendas líquidas somaram R\$ 449 milhões (parte Even), das quais R\$ 32 milhões referem-se as vendas dos lançamentos do trimestre com VSO de 21%. A velocidade de vendas (VSO) do trimestre foi 19%, atingindo a melhor VSO desde 2013.



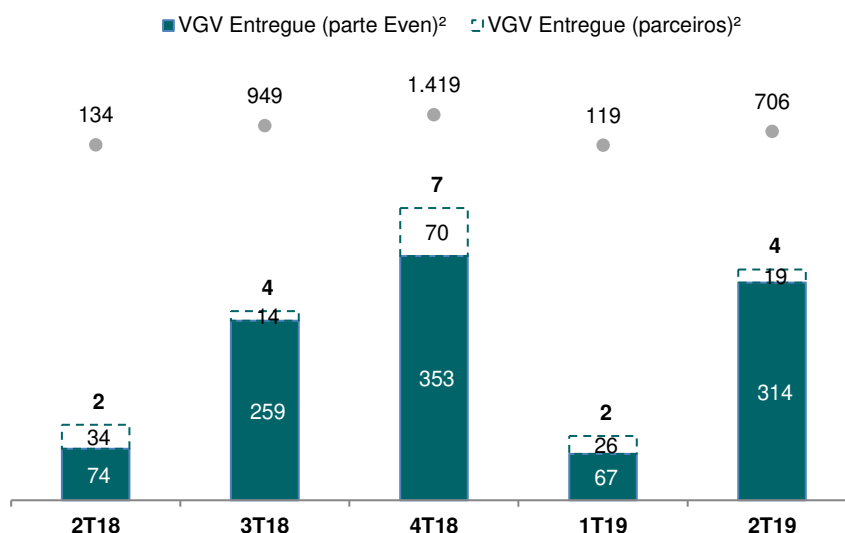
Land Bank¹

No 2º trimestre foi adquirido, por meio de permuta, 1 novo terreno em São Paulo, com valor potencial de vendas de R\$ 215 milhões (parte Even). O *land bank* encerrou o 2º trimestre com R\$ 6,9 bilhões em VGV potencial (parte Even).



Entregas¹

No 2º trimestre foram entregues 4 projetos que equivalem a R\$ 314 milhões (VGV de lançamento parte Even) e 706 unidades.

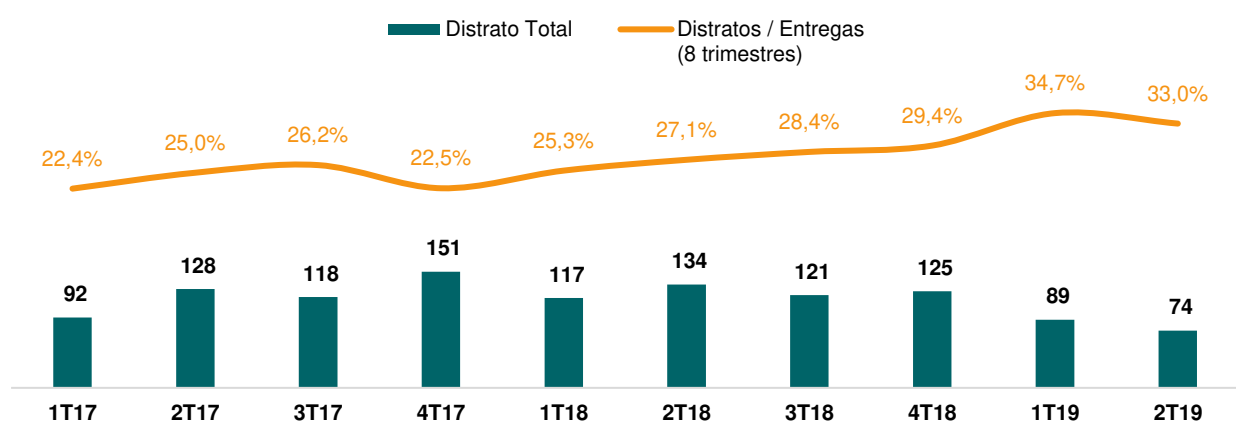


² Valor em R\$ milhões considerando os preços de venda da época do lançamento.

Distratos¹

No 2º trimestre foram distratados R\$ 74 milhões.

(% Even) (R\$ milhões)	2017				2018				2019	
	1T17	2T17	3T17	4T17	1T18	2T18	3T18	4T18	1T19	2T19
Entregas	586	331	292	1.410	50	74	259	353	67	314
Vendas Brutas	302	444	452	424	313	463	385	458	594	523
Distratos	(92)	(128)	(118)	(151)	(117)	(134)	(121)	(125)	(89)	(74)
Vendas Líquidas	211	315	334	273	196	329	264	333	505	449
Distratos/Entregas (8 trimestres)	22,4%	25,0%	26,2%	22,5%	25,3%	27,1%	28,4%	29,4%	34,7%	33,0%



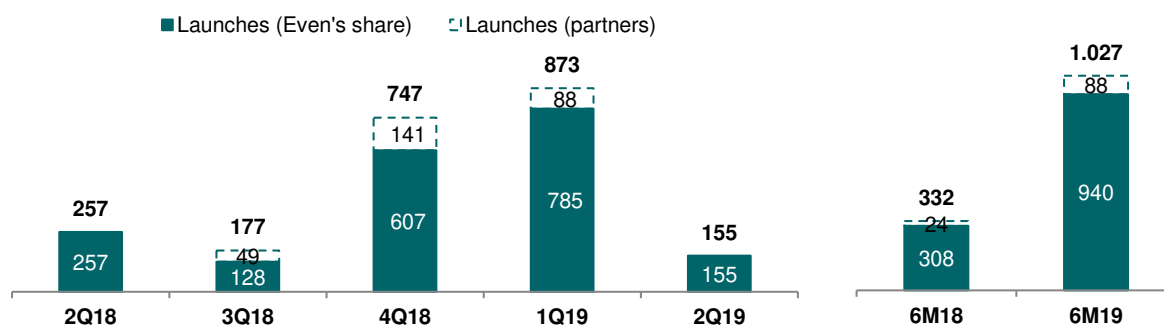
Even discloses preliminary 2Q19 operating result

São Paulo, July 12, 2019 – Even Construtora e Incorporadora S.A. – EVEN (B3: EVEN3), a builder and developer with operations in the states of São Paulo, Rio de Janeiro and Rio Grande do Sul, focused on residential developments with units priced above R\$ 250,000, announces its preliminary and unaudited data for launches, sales, land acquisitions and deliveries in the second quarter of 2019.

Launches¹

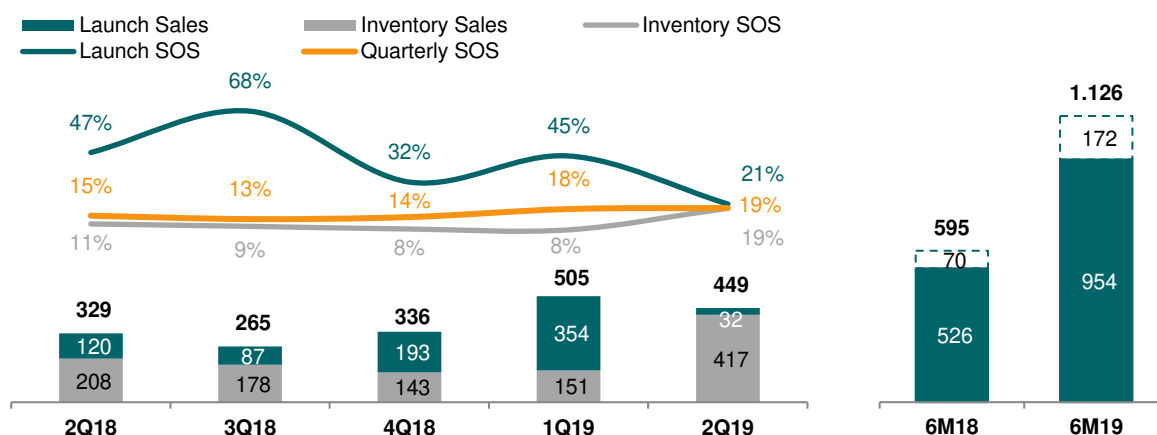
In the second quarter, there was 1 project launched totaling R\$ 155 million (Even's share).

2Q19 Launches	Region	Total PSV (R\$ '000)	Even's PSV (R\$ '000)	Usable Area (sq.m.)	Unit	Average Unit Value (R\$ '000)	Segment
Misce Vila Madalena	SP	154,644	154,644	13,185	107	1,445	Middle
Total		154,644	154,644	13,185	107	1,445	



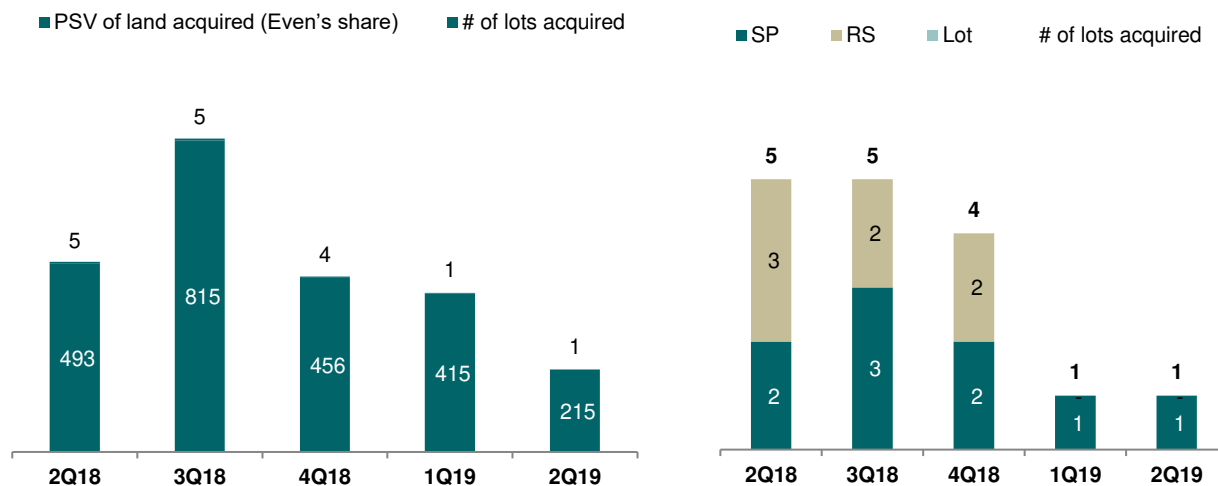
Sales¹

Net sales came to R\$ 449 million (Even's share) in the second quarter, R\$ 32 million of which from the project launched in the quarter which SOS was 21%. The sales over supply (SOS) ratio of the quarter was 19%, reaching the best SOS since 2013.



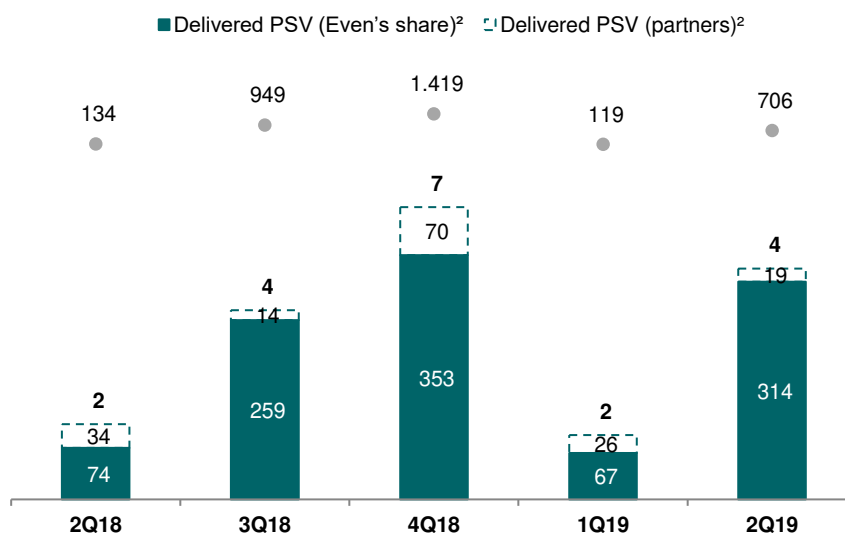
Land Bank¹

In the second quarter we acquired 1 new site in São Paulo, through swap, totaling a potential sales value of R\$ 215 million (Even's share). The land bank ended the quarter with PSV of R\$ 6.9 billion (Even's share).



Deliveries¹

In the second quarter, we delivered 4 projects with launch PSV of R\$ 314 million (Even's share of launched PSV) and 706 units.



² Figure in R\$ million, considering the sales price at time of launch.

Cancellations¹

In the second quarter, there were R\$ 74 million of cancellations.

(Even's share) (R\$ million)	2017				2018				2019	
	1Q17	2Q17	1Q17	2Q17	1Q18	2Q18	1Q18	2Q18	1Q19	2T19
Deliveries	586	331	292	1.410	50	74	259	353	67	314
Gross Sales	302	444	452	424	313	463	385	458	594	523
Total Cancellations	(92)	(128)	(118)	(151)	(117)	(134)	(121)	(125)	(89)	(74)
Net Sales	211	315	334	273	196	329	264	333	505	449
Cancellations/ Deliveries (8 quarters)	22.4%	25.0%	26.2%	22.5%	25.3%	27.1%	28.4%	29.4%	34.7%	33.0%

