

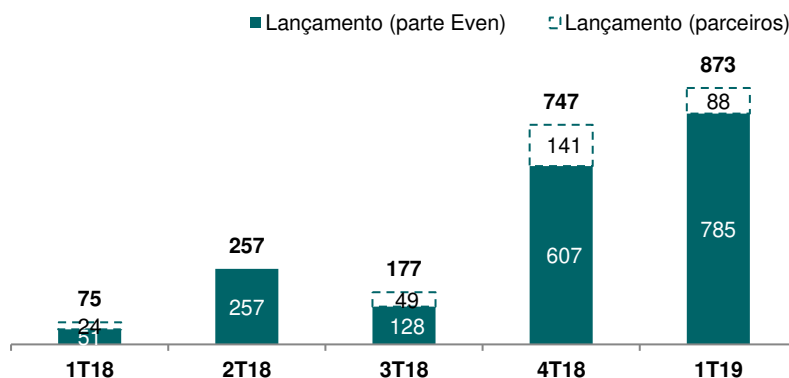
Even divulga a prévia operacional do 1T19

São Paulo, 15 de abril de 2019 – A Even Construtora e Incorporadora S.A. – EVEN (B3: EVEN3), com atuação em São Paulo, Rio de Janeiro e Rio Grande do Sul e com foco nos empreendimentos residenciais a partir de R\$ 250 mil, anuncia dados preliminares e não auditados de lançamentos, vendas, aquisição de terrenos e entregas relativos ao primeiro trimestre de 2019.

Lançamentos¹

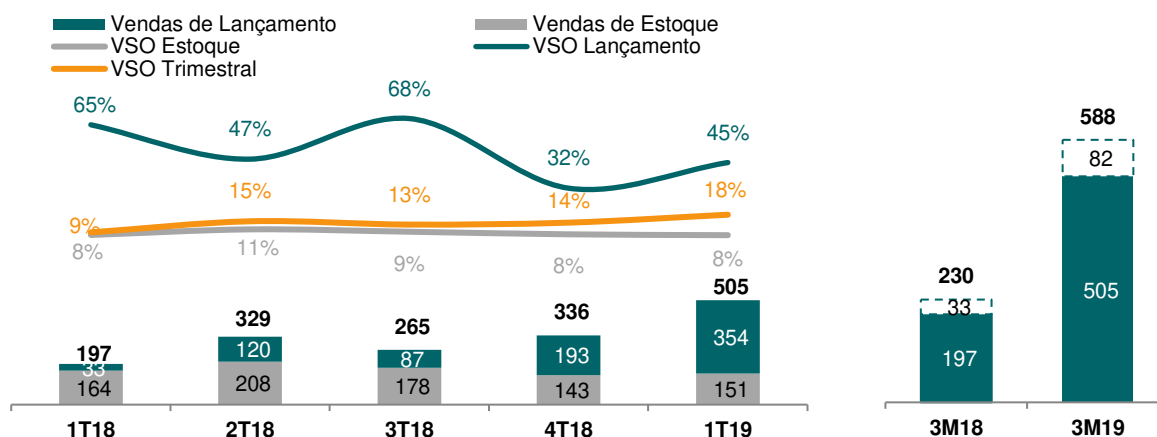
No 1º trimestre foram lançados 4 empreendimentos que totalizaram R\$ 785 milhões (parte Even).

Lançamentos 1T19	Região	VGV Total (R\$ mil)	VGV Even (R\$ mil)	Área Útil (m ²)	Unid.	Valor Médio da Unidade (R\$ mil)	Segmento
Fasano Itaim - Residencial	SP	578.716	578.716	20.353	69	8.387	Alto Luxo
Fasano Itaim - Studio	SP	19.706	19.706	864	30	657	Alto Luxo
Teená	RS	169.233	115.078	6.943	23	7.358	Alto
Pontal Do Estaleiro - Hotel	RS	105.180	71.522	4.590	141	746	Hotel
Total		872.835	785.023	32.750	263	3.319	



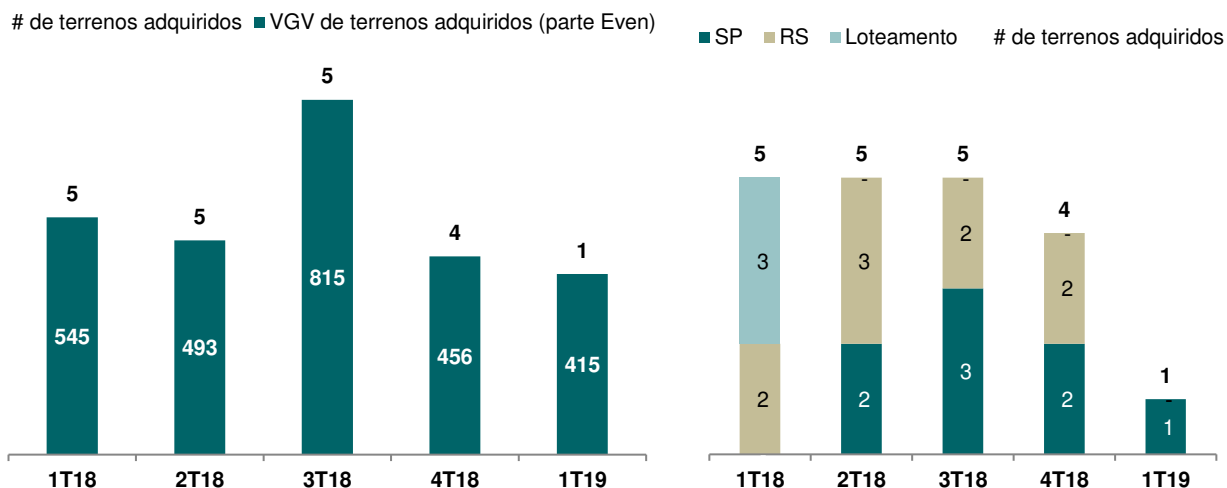
Vendas¹

No 1º trimestre, as vendas líquidas somaram R\$ 505 milhões (parte Even), das quais R\$ 354 milhões referem-se as vendas dos lançamentos do trimestre com VSO de 45%. A velocidade de vendas (VSO) do trimestre foi 18%, melhor VSO desde 2013. Até o dia de hoje foram vendidas 36 unidades, do total de 69 do empreendimento Fasano Itaim – Residencial, representando 52% das unidades.



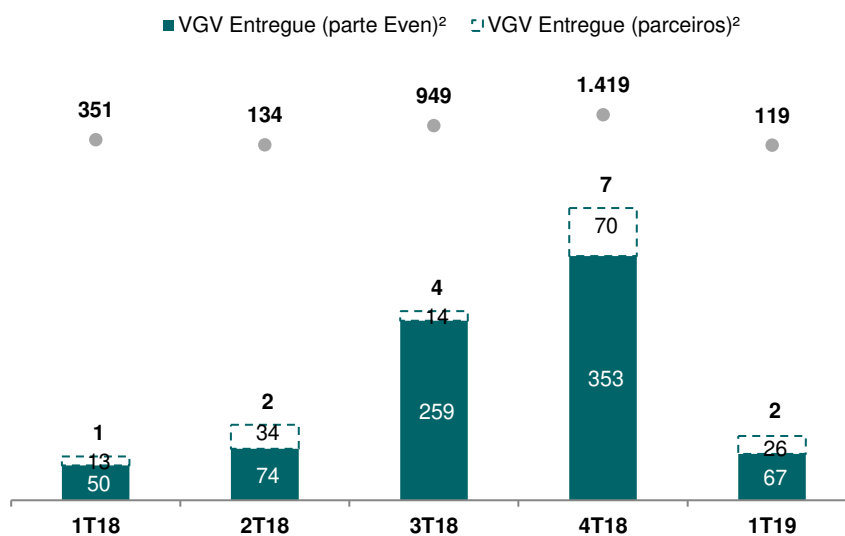
Land Bank¹

No 1º trimestre foi adquirido, por meio de permuta, 1 novo terreno em São Paulo, com valor potencial de vendas de R\$ 415 milhões (parte Even). O *land bank* encerrou o 1º trimestre com R\$ 6,6 bilhões em VGV potencial (parte Even).



Entregas¹

No 1º trimestre foram entregues 2 projetos que equivalem a R\$ 67 milhões (VGV de lançamento parte Even) e 119 unidades.

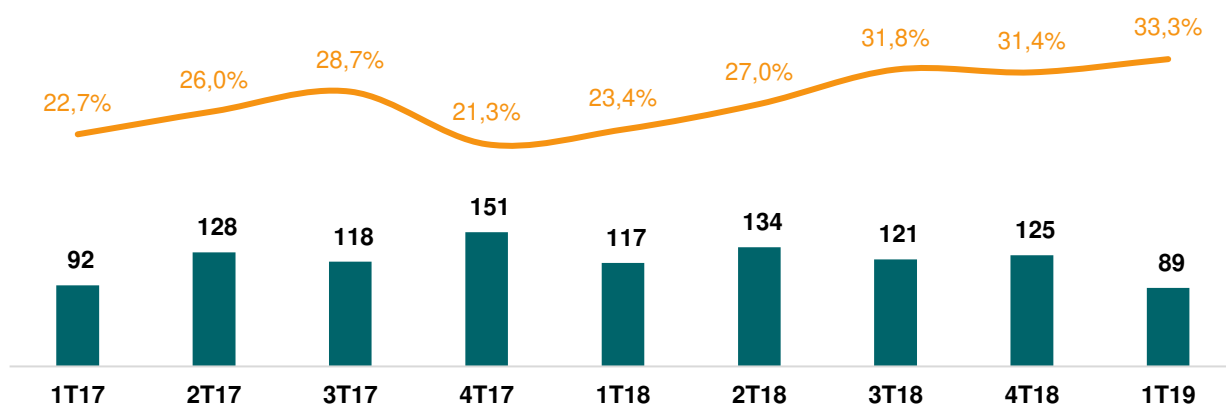


² Valor em R\$ milhões considerando os preços de venda da época do lançamento.

Distratos¹

No 1º trimestre foram distratados R\$ 89 milhões, menor patamar dos últimos 4 anos.

(% Even) (R\$ milhões)	2017				2018				2019
	1T17	2T17	3T17	4T17	1T18	2T18	3T18	4T18	1T19
Entregas	586	331	292	1.410	50	74	259	353	67
Vendas Brutas	302	444	452	424	313	463	385	458	594
Distratos	(92)	(128)	(118)	(151)	(117)	(134)	(121)	(125)	(89)
Vendas Líquidas	211	315	334	273	196	329	264	333	505
Distratos/Entregas (6 trimestres)	23,9%	26,0%	28,7%	21,3%	23,4%	27,0%	31,8%	31,4%	33,3%



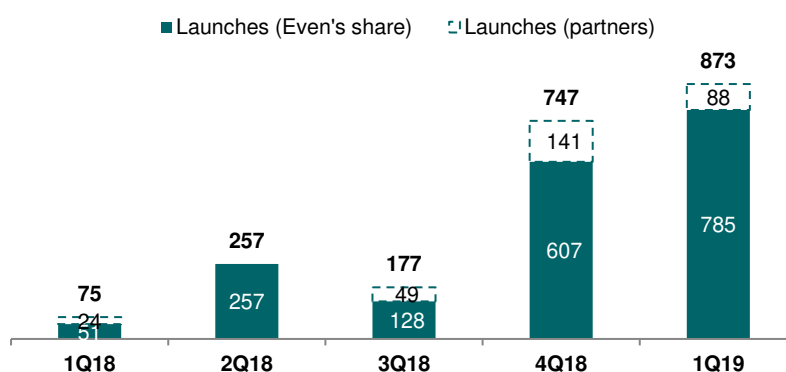
Even discloses preliminary 1Q19 operating result

São Paulo, April 15, 2019 – Even Construtora e Incorporadora S.A. – EVEN (B3: EVEN3), a builder and developer with operations in the states of São Paulo, Rio de Janeiro and Rio Grande do Sul, focused on residential developments with units priced above R\$ 250,000, announces its preliminary and unaudited data for launches, sales, land acquisitions and deliveries in the first quarter of 2019.

Launches¹

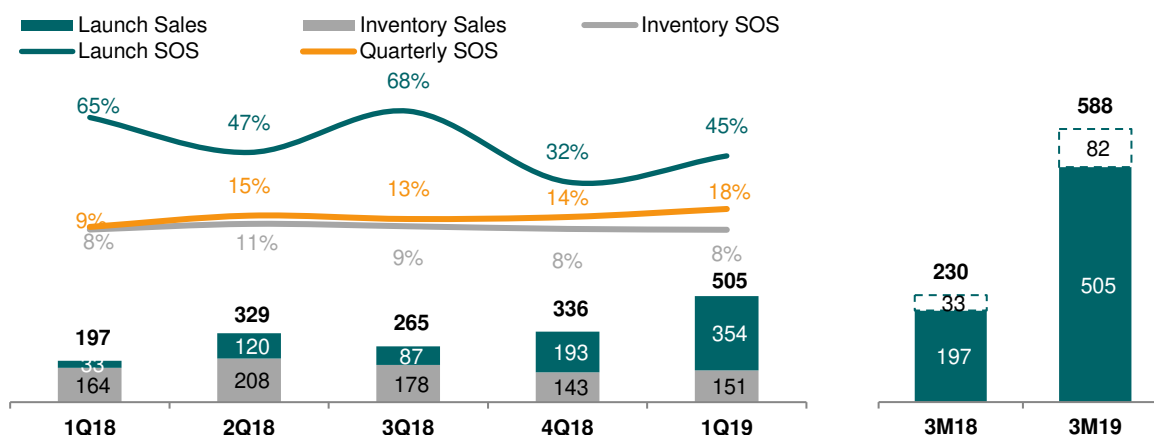
In the first quarter, there were 4 projects launched totaling R\$ 785 million (Even's share).

1Q19 Launches	Region	Total PSV (R\$ '000)	Even's PSV (R\$ '000)	Usable Area (sq.m.)	Unit	Average Unit Value (R\$ '000)	Segment
Fasano Itaim - Residential	SP	578,716	578,716	20,353	69	8,387	Upper high
Fasano Itaim - Studio	SP	19,706	19,706	864	30	657	Upper high
Teená	RS	169,233	115,078	6,943	23	7,358	High
Pontal Do Estaleiro - Hotel	RS	105,180	71,522	4,590	141	746	Hotel
Total		872,835	785,023	32,750	263	3,319	



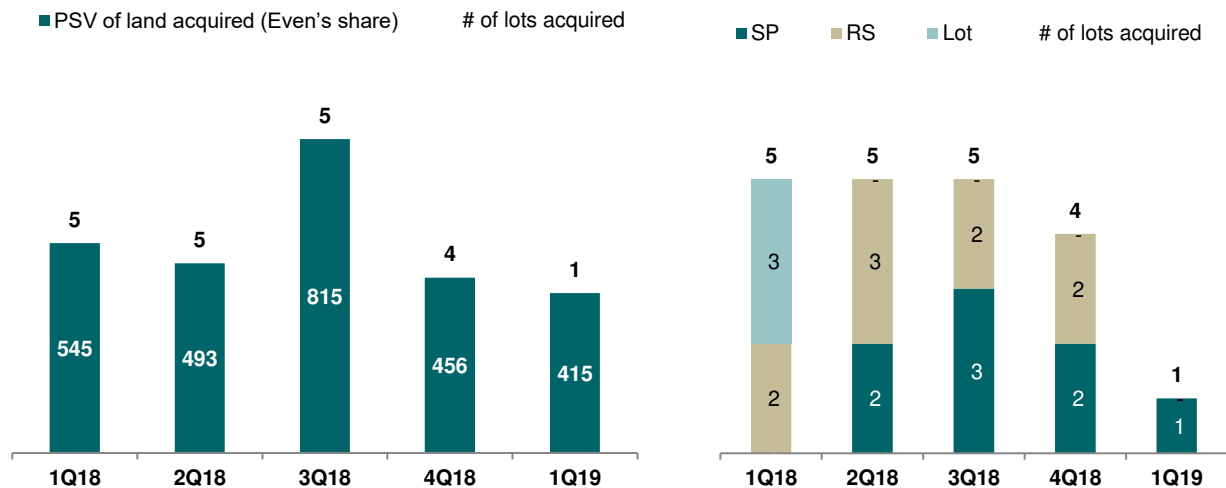
Sales¹

Net sales came to R\$ 505 million (Even's share) in the first quarter, R\$ 354 million of which from the project launched in the quarter which SOS was 45%. The sales over supply (SOS) ratio of the quarter was 18%, highest level since 2013. Until now, there were 36 units, out of the 69 of Fasano Itaim – Residential project, totaling 52% of the units.



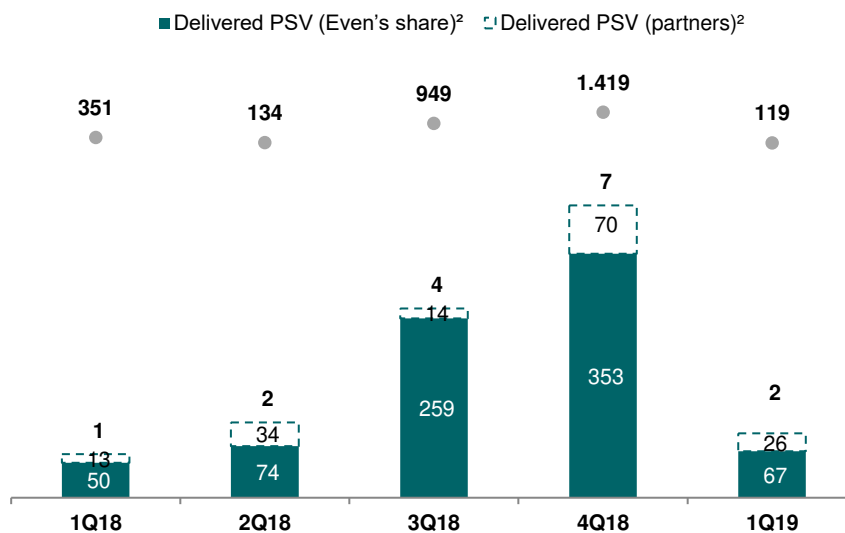
Land Bank¹

In the first quarter we acquired 1 new site in São Paulo, through swap, totaling a potential sales value of R\$ 415 million (Even's share). The land bank ended the quarter with PSV of R\$ 6.6 billion (Even's share).



Deliveries¹

In the first quarter, we delivered 2 projects with launch PSV of R\$ 67 million (Even's share of launched PSV) and 119 units.



² Figure in R\$ million, considering the sales price at time of launch.

Cancellations¹

In the first quarter, there were R\$ 89 million of cancellations, lower level of the past 4 years.

(Even's share) (R\$ million)	2017				2018				2019
	1Q17	2Q17	1Q17	2Q17	1Q17	2Q17	1Q17	2Q17	1Q18
Deliveries	586	331	292	1.410	50	74	259	353	67
Gross Sales	302	444	452	424	313	463	385	458	594
Total Cancellations	(92)	(128)	(118)	(151)	(117)	(134)	(121)	(125)	(89)
Net Sales	211	315	334	273	196	329	264	333	505
Cancellations/ Deliveries (6 quarters)	23,9%	26,0%	28,7%	21,3%	23,4%	27,0%	31,8%	31,4%	33,3%

